



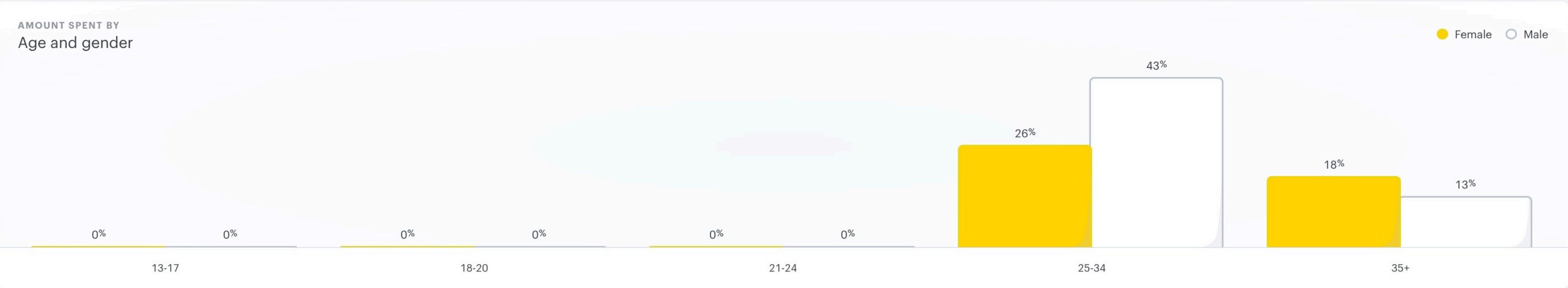
Back to Manage ads

نقدم لكم افضل انواع البخور - Campaign

5-11 Feb 2024 (GMT-8)

- Overview
- Locations
- Interests
- Devices

View delivery insights by Amount spent and show metrics by 28d click, 1d view, by Conversion time



US\$299.99

TOTAL AMOUNT SPENT



Shoppers

US\$276.63 AMOUNT SPENT



Travel Enthusiasts

US\$273.05 AMOUNT SPENT



Foodies

US\$217.11 AMOUNT SPENT



TOP INTERESTS

Sort by Amount spent

Shoppers	US\$276.63	92%
Travel Enthusiasts	US\$273.05	91%
Foodies	US\$217.11	72%
Film & TV Fans	US\$207.86	69%
News Watchers	US\$201.35	67%

View all



TOP LOCATIONS

Sort by Amount spent

Kuwait	US\$300.00	100%
--------	------------	------

Delivery insights for paid reach are available from 1/5/23. Reporting data is estimated to protect user privacy and meant to provide directional guidance only.

To export delivery insights, navigate to the “Manage Ads” table and click “Download”. Visit our [Business Help Centre](#) for more information.



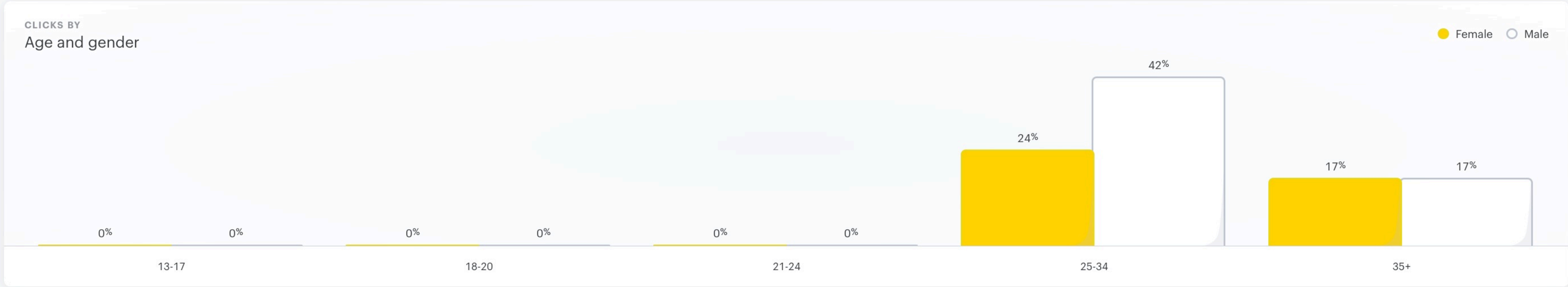
[Back to Manage ads](#)

Campaign

OverviewLocationsInterestsDevices

5-11 Feb 2024 (GMT-8)


View delivery insights by Clicks and show metrics by: 28d click, 1d view, by Conversion time



1,638

TOTAL CLICKS

1.44% CLICK RATE US\$0.18 ECPC



eSports Enthusiasts

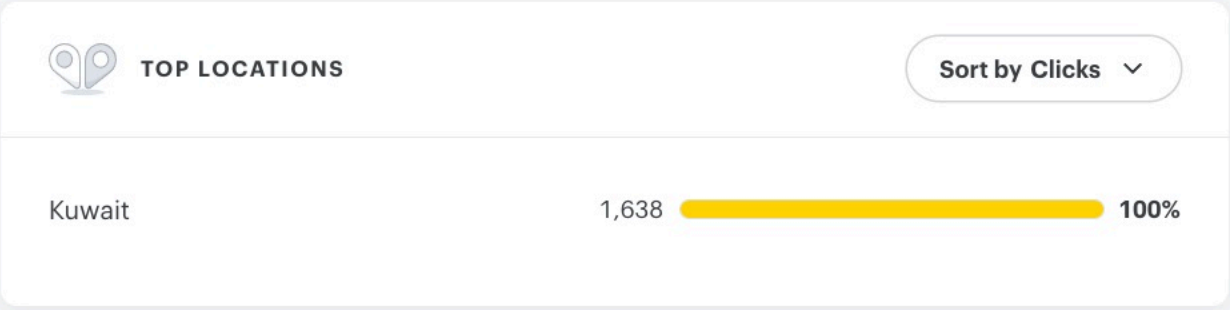
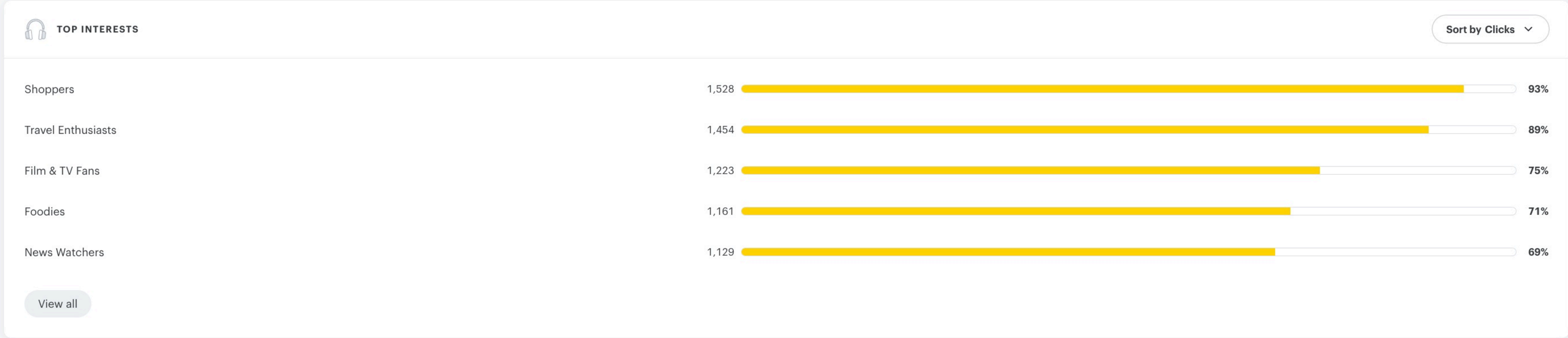
2.5% CLICK RATE

Family Genre Fans

2.26% CLICK RATE

Drama Genre Fans

2.14% CLICK RATE



Delivery insights for paid reach are available from 1/5/23. Reporting data is estimated to protect user privacy and meant to provide directional guidance only.

To export delivery insights, navigate to the "Manage Ads" table and click "Download". Visit our Business Help Centre for more information.



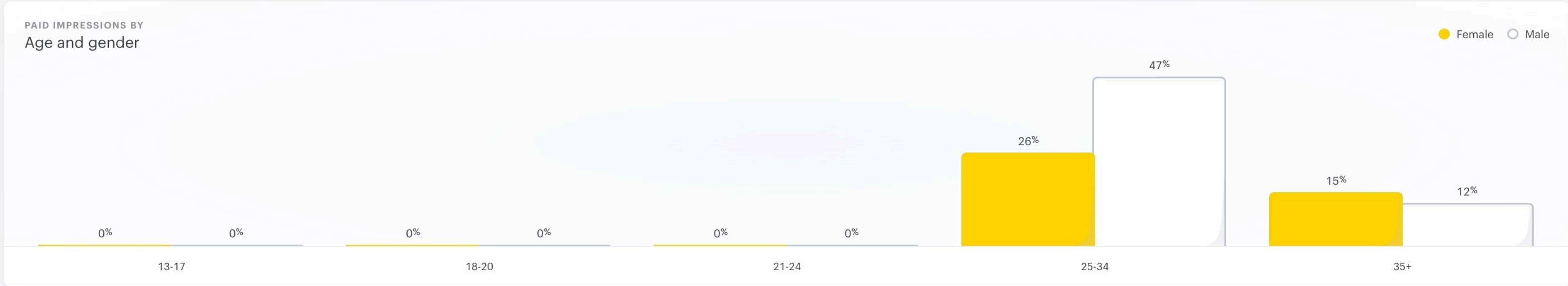
5-11 Feb 2024 (GMT-8)

View delivery insights by

Paid impressions

and show metrics by:


28d click, 1d view, by Conversion time



113,669

TOTAL PAID IMPRESSIONS

US\$2.64 PAID ECPM



Business News Watchers

US\$2.31 PAID ECPM

Outdoor & Nature Enthusiasts

US\$2.32 PAID ECPM

Sweets Lovers

US\$2.32 PAID ECPM



TOP INTERESTS

Sort by Paid impressions

Shoppers	105,113	92%
Travel Enthusiasts	104,418	92%
Foodies	84,363	74%
News Watchers	76,192	67%
Film & TV Fans	76,031	67%

View all

TOP LOCATIONS

Sort by Paid impressions

Kuwait	113,671	100%
--------	---------	------

Delivery insights for paid reach are available from 1/5/23. Reporting data is estimated to protect user privacy and meant to provide directional guidance only.

To export delivery insights, navigate to the “Manage Ads” table and click “Download”. Visit our [Business Help Centre](#) for more information.

