

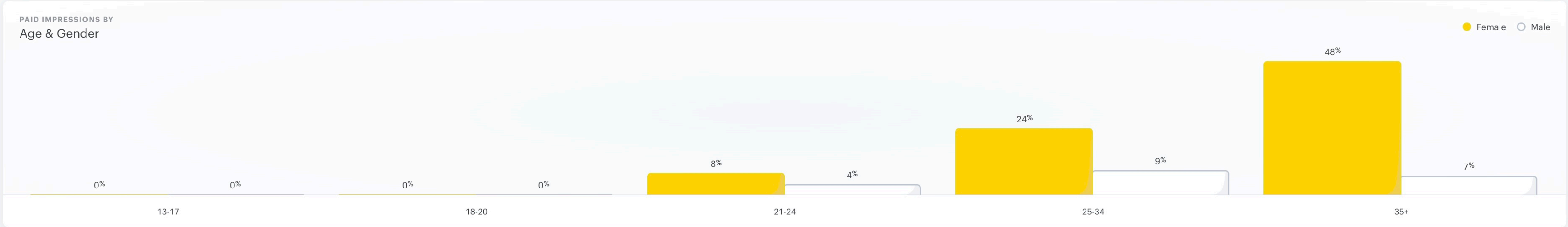


Back to Manage Ads

خصم 20% بمناسبة عيد الفطر المبارك - Campaign

- Overview
- Locations
- Interests
- Devices

View delivery insights by **Paid Impressions** and show metrics by: **28d Swipe, 1d View, By Conversion Time**



131,712

TOTAL PAID IMPRESSIONS

\$2.28 PAID ECPM



20.3%

MALE

26,673 Paid Impressions

79.7%

FEMALE

105,039 Paid Impressions

97.5%


IOS


128,460 Paid Impressions


2.5%

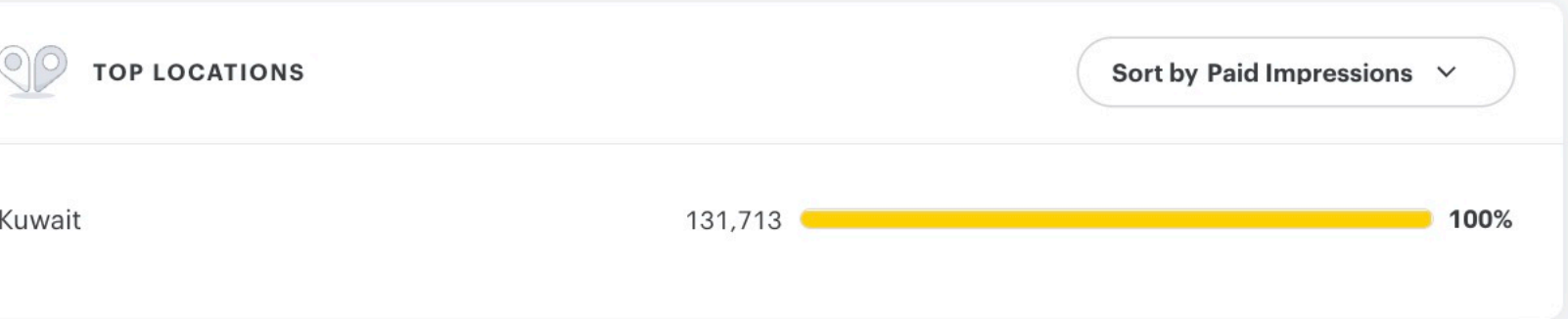
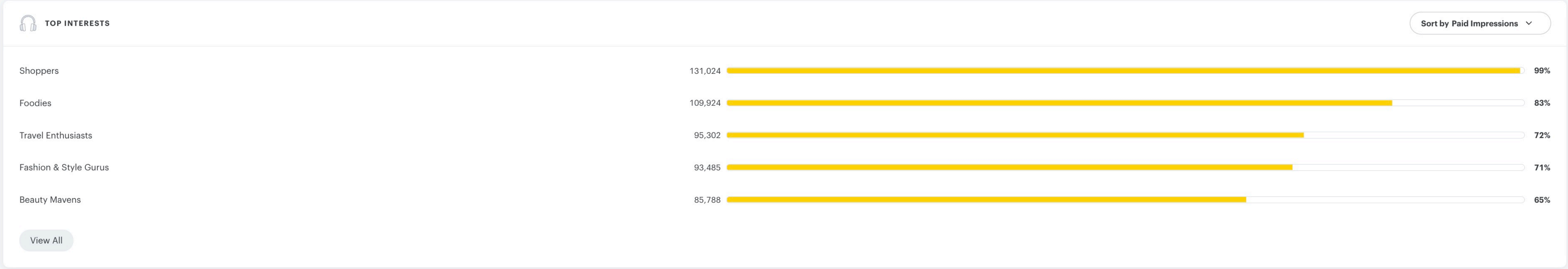
ANDROID

3,247 Paid Impressions


Burger Lovers
\$1.52 PAID ECPM


Department Store Shoppers
\$1.59 PAID ECPM


Techies & Gadget Fans
\$1.60 PAID ECPM



Delivery Insights are available from 1/1/2020 and 5/1/2020 for insights by Exposure Time. Reporting data is estimated to protect user privacy and meant to provide directional guidance only.

To export Delivery Insights, navigate to the 'Manage Ads' table and click 'Download'. Visit our [Business Help Center](#) for more information.

Back to Manage Ads

Campaign

خصم 20% بمناسبة عيد الفطر المبارك

Overview

Locations

Interests

Devices

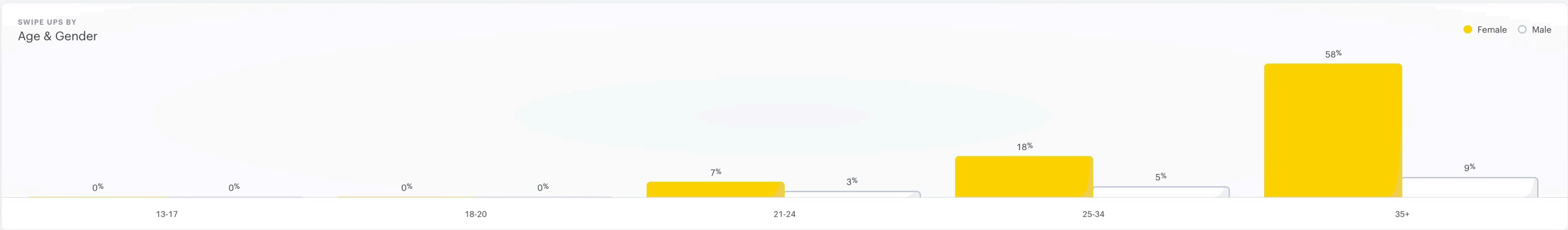
Jan 1, 2020 – May 6, 2022 (GMT+3)

View delivery insights by

Swipe Ups

and show metrics by:

28d Swipe, 1d View, By Conversion Time



1,019

TOTAL SWIPE UPS

0.77% SWIPE UP RATE \$0.29 ECPSU

Talk Show Fans

1.43% SWIPE UP RATE

Celebrity News Watchers

1.26% SWIPE UP RATE

Advocates & Activists

1.14% SWIPE UP RATE

18.0%

MALE

183 Swipe Ups

82.0%

FEMALE

836 Swipe Ups

94.6%

IOS

958 Swipe Ups

5.4%

ANDROID

55 Swipe Ups

TOP INTERESTS

Sort by Swipe Ups

Shoppers

1,005

99%

Foodies

835

82%

Fashion & Style Gurus

700

69%

Beauty Mavens

698

68%

Travel Enthusiasts

693

68%

View All

TOP LOCATIONS

Sort by Swipe Ups

Kuwait

1,019

100%

Delivery Insights are available from 1/1/2020 and 5/1/2020 for insights by Exposure Time. Reporting data is estimated to protect user privacy and meant to provide directional guidance only.

To export Delivery Insights, navigate to the 'Manage Ads' table and click 'Download'. Visit our [Business Help Center](#) for more information.

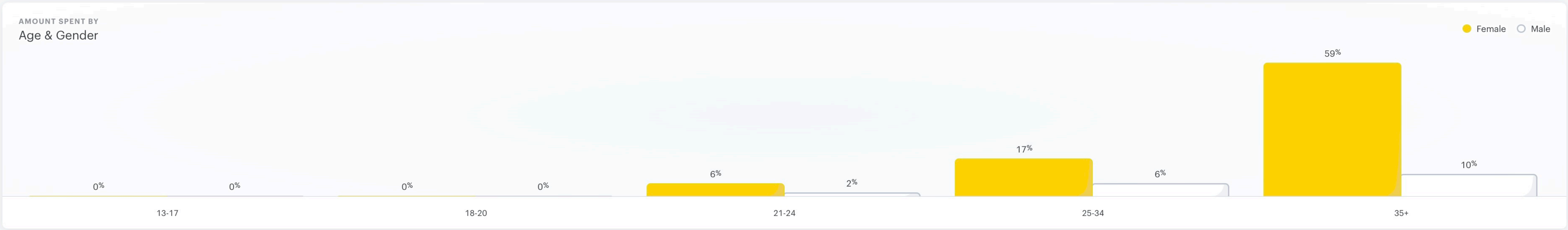
Jan 1, 2020 – May 6, 2022 (GMT+3)

View delivery insights by

Amount Spent

and show metrics by:

28d Swipe, 1d View, By Conversion Time



\$300.00

TOTAL AMOUNT SPENT

18.6% MALE \$55.67 Amount Spent

81.4% FEMALE \$244.33 Amount Spent

Shoppers

\$296.47 AMOUNT SPENT

Foodies

\$247.92 AMOUNT SPENT

Fashion & Style Gurus

\$206.18 AMOUNT SPENT

93.5% IOS \$280.62 Amount Spent

6.5% ANDROID \$19.38 Amount Spent

TOP INTERESTS

Sort by Amount Spent

Shoppers	\$296.47	99%
Foodies	\$247.92	83%
Fashion & Style Gurus	\$206.18	69%
Travel Enthusiasts	\$204.78	68%
Women's Lifestyle	\$199.66	67%

View All

TOP LOCATIONS

Sort by Amount Spent

Kuwait	\$300.00	100%
--------	----------	------

Delivery Insights are available from 1/1/2020 and 5/1/2020 for insights by Exposure Time. Reporting data is estimated to protect user privacy and meant to provide directional guidance only.

To export Delivery Insights, navigate to the ‘Manage Ads’ table and click ‘Download’. Visit our [Business Help Center](#) for more information.